



Grove Isle One

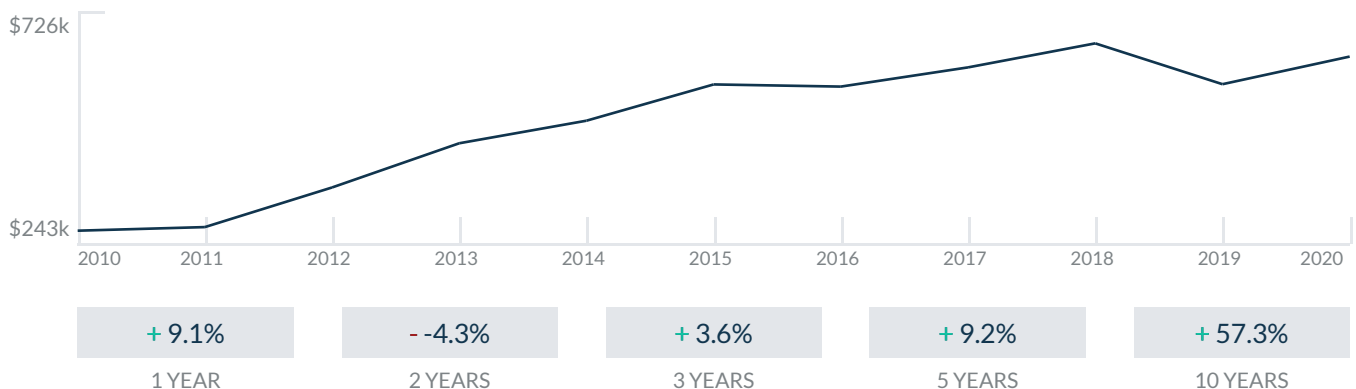
1 Grove Isle Dr
Coconut Grove, FL 33133

Every month we compile this comprehensive market report focus on Grove Isle One in this convenient and easy to read format. Our datas comes from more than six different sources including MLS Associations, County Offices and Financial Institutions. Get this report for free every month on our website groveisleone.com.

Property Stats

POSTAL CODE 33133

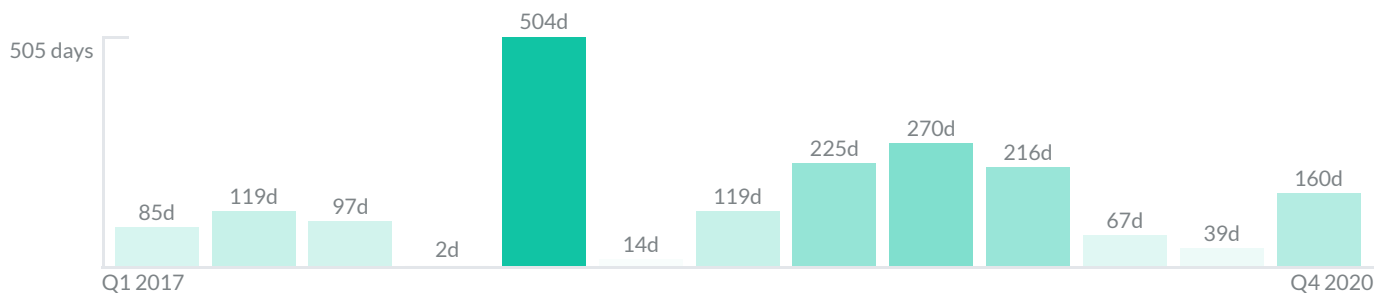
The property stats graph represents the median price evolution since ten years in your postal code area.



Similar Properties

DAYS ON THE MARKET

Everyday 3 months we monitor how many days it takes for similar properties to be sold. This is also a good indicator to know when to buy or sale!

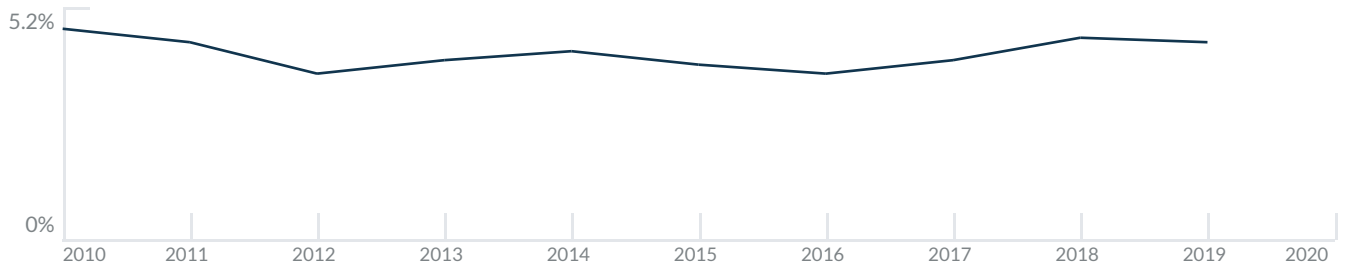


Mortgage Rates

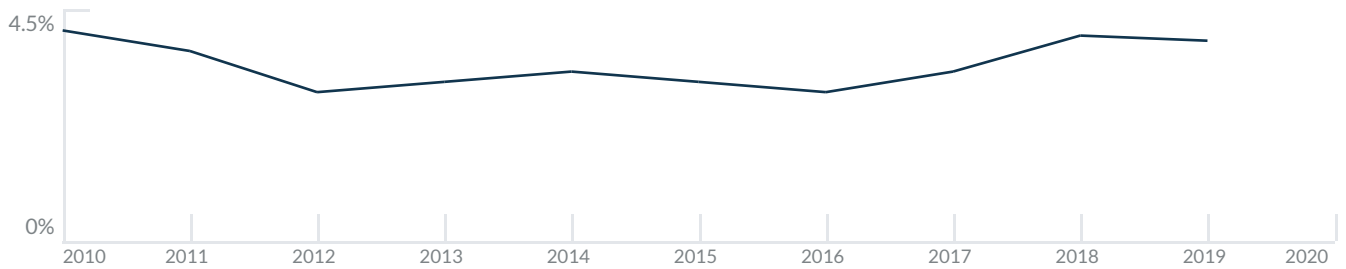
PER YEAR

Understanding mortgage economics is important when you want to buy with a loan. Below is the historical yearly average mortgage rates in the Unites States retrieved from Freddie Mac©

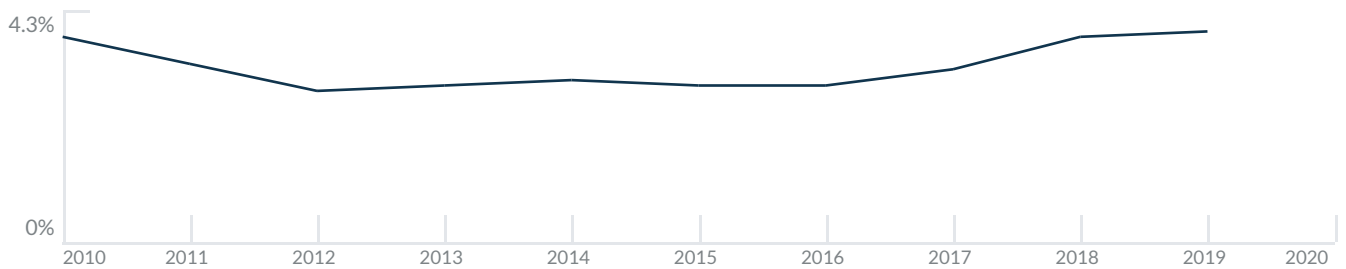
30 YEARS FIXED 4.4%



15 YEARS FIXED 3.9%



5/1-YEAR ADJUSTABLE 3.9%



Schools

CLOSEST

Having good schools nearby is important if you have kids or plan to rent or sell your home. Ratings are retrieved from the leading independent and nonprofit GreatSchools©

ELEMENTARY SCHOOL
Alpha Charter Of Excellence
1/10

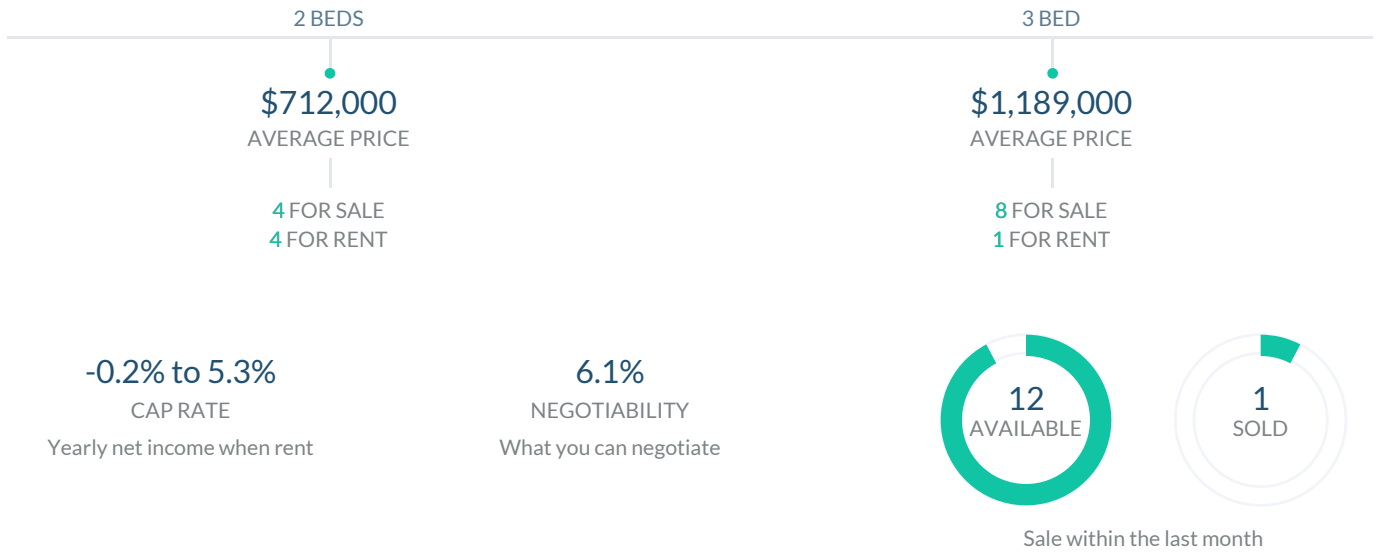
MIDDLE SCHOOL
International Studies Charter Middle School
10/10

HIGH SCHOOL
Academy Of Arts & Minds
4/10

Insights

IN GROVE ISLE ONE

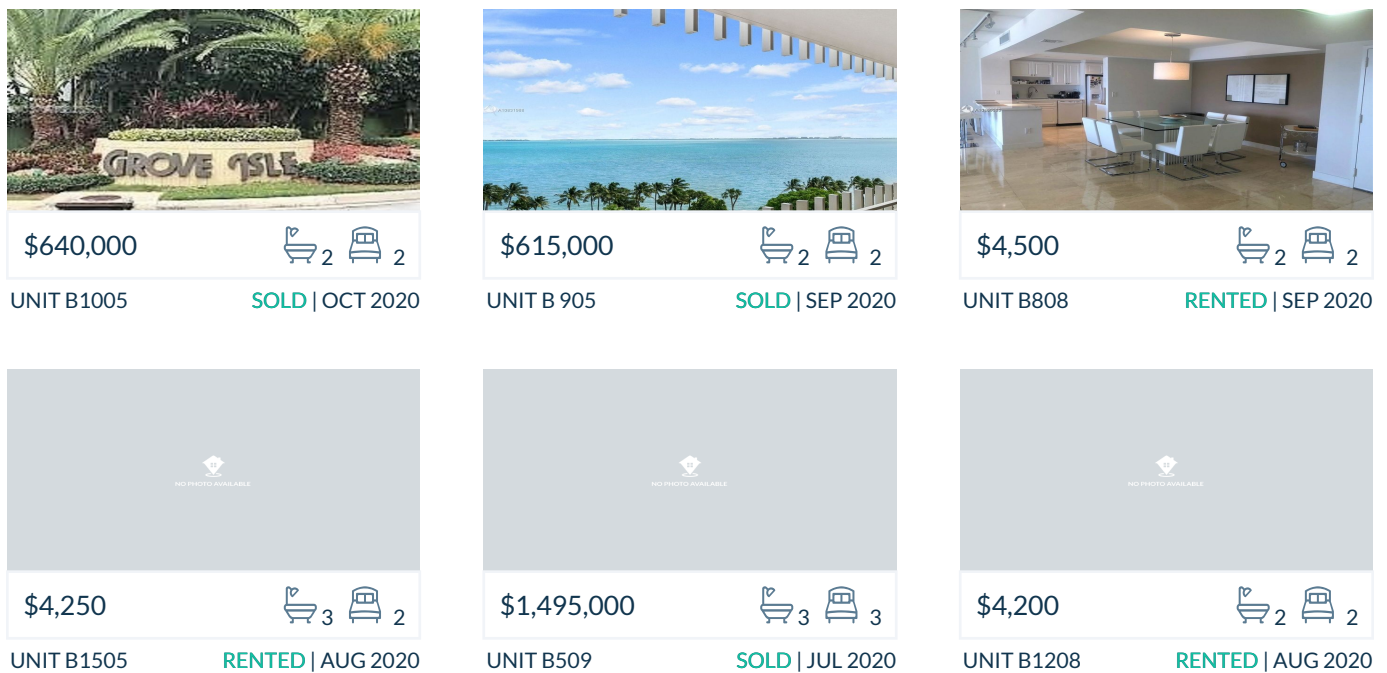
Below the average listing prices of available unit per property type.



Activity

SOLD OR RENTED

Below the latest transactions reported by the local MLS Association for Grove Isle One



Sold

LAST 20 PROPERTIES SOLD IN GROVE ISLE ONE

Unit	Price	Beds/Baths	\$/Sqft	Sqft	Buying Date	Days on Market
B1005	\$640,000	2/2	\$340.1	1,882	Oct 2020	160
B 905	\$615,000	2/2	\$326.8	1,882	Aug 2020	70
B509	\$1,495,000	3/3	\$571.9	2,614	Jul 2020	7
B1209	\$995,000	3/3	\$380.6	2,614	Jun 2020	67
B710	\$950,000	3/3	\$391.9	2,424	Feb 2020	47
B1708	\$549,000	2/2	\$334.3	1,642	Feb 2020	538
B1502	\$925,000	3/2	\$385.7	2,398	Jan 2020	63
C806	\$499,000	2/2	\$303.9	1,642	Sep 2019	278
B1707	\$625,000	2/2	\$332.1	1,882	Jul 2019	104
B1702	\$1,195,000	3/2	\$498.3	2,398	Jul 2019	427
A203	\$869,000	2/2	\$461.7	1,882	Jun 2019	93
B706	\$545,000	2/2	\$331.9	1,642	Apr 2019	357
B806	\$685,000	2/2	\$417.2	1,642	Mar 2019	55
B1809	\$1,095,000	3/3	\$418.9	2,614	Jan 2019	243
B1202	\$1,095,000	3/2	\$456.6	2,398	Jan 2019	60
A1706	\$819,000	2/2	\$498.8	1,642	Oct 2018	14
B508	\$580,000	2/2	\$353.2	1,642	Mar 2018	504
B508	\$580,000	2/2	\$353.2	1,642	Mar 2018	504
B1507	\$739,000	2/2	\$392.7	1,882	Dec 2017	2
B1507	\$739,000	2/2	\$392.7	1,882	Dec 2017	2

Rented

LAST 20 PROPERTIES RENTED IN GROVE ISLE ONE

Unit	Price	Beds/Baths	\$/Sqft	Sqft	Rented Date	Days on Market
B808	\$4,500	2/2	\$2.7	1,642	Aug 2020	51
B1505	\$4,250	2/3	\$2.3	1,882	Aug 2020	39
B1208	\$4,200	2/2	\$2.6	1,642	Jul 2020	10
B209	\$5,800	3/3	\$2.2	2,614	Feb 2020	21
C502	\$6,500	3/2	\$2.7	2,398	Oct 2019	252
B1207	\$4,000	3/2	\$2.1	1,882	Aug 2019	198
C605	\$6,500	3/3	\$1.7	3,764	Jun 2019	182
A1409	\$5,950	3/3	\$2.3	2,614	Jun 2019	229
C606	\$3,900	2/2	\$2.4	1,642	May 2019	36
B907	\$4,500	2/2	\$2.4	1,882	May 2019	188
A906	\$4,300	2/2	\$2.6	1,642	Apr 2019	171
B708	\$4,450	2/2	\$2.7	1,642	Mar 2019	129
B403	\$3,500	2/2	\$1.9	1,882	Jan 2019	76
B1505	\$4,250	3/3	\$2.3	1,882	Jan 2019	212
C1405	\$4,500	2/3	\$2.4	1,882	Dec 2018	139
A602	\$6,800	3/2	\$2.8	2,398	Dec 2018	21
B1708	\$3,900	2/2	\$2.4	1,642	Nov 2018	11
B406	\$3,450	2/2	\$2.1	1,642	Oct 2018	116
B606	\$3,700	2/2	\$2.3	1,642	Aug 2018	234
B606	\$3,700	2/2	\$2.3	1,642	Aug 2018	234

Currently Listed

ACTIVE LISTINGS 1/1

Unit	Price	Beds/Baths	\$/Sqft	Sqft	Listing Date	Owner
B410	\$1,339,000	3/3	\$552.4	2424	Sep 2020	TED RAAD NI...
C1809	\$1,595,000	3/3	\$610.2	2614	Sep 2020	LAWRENCE S...
A906	\$649,000	2/2	\$395.2	1642	Oct 2020	GITA SHAMD...
C1805	\$895,000	2/2	\$475.6	1882	Oct 2020	MARCELO AL...
B602	\$809,000	3/2	\$337.4	2398	Sep 2020	SEPHEN REIT...
B1208	\$4,300/mth	2/2	\$2.6	1642	Sep 2020	EDWARD MA...
B402	\$930,000	3/2	\$387.8	2398	Sep 2020	PETER L SIBLE...
B302	\$1,245,000	3/2	\$519.2	2398	Sep 2020	ROBERT L TU...
B1006	\$680,000	2/2	\$414.1	1642	Sep 2020	JUAN ALBERT...
B302	\$1,215,000	3/2	\$506.7	2398	Sep 2020	ROBERT L TU...
B401	\$5,950/mth	3/3	\$2.3	2614	Oct 2020	TERESA M GU...
B602	\$829,000	3/2	\$345.7	2398	Sep 2020	SEPHEN REIT...
B907	\$4,400/mth	2/2	\$2.3	1882	Sep 2020	N/A
B1507	\$4,500/mth	2/2	\$2.4	1882	Oct 2020	N/A
B907	\$4,400/mth	2/2	\$2.3	1882	Sep 2020	N/A
BPH09	\$1,549,000	3/3	\$592.6	2614	Oct 2020	DOROTHY SH...
B605	\$625,000	2/2	\$332.1	1882	Oct 2020	ROSARIO FUE...